

New Features in Pronto!

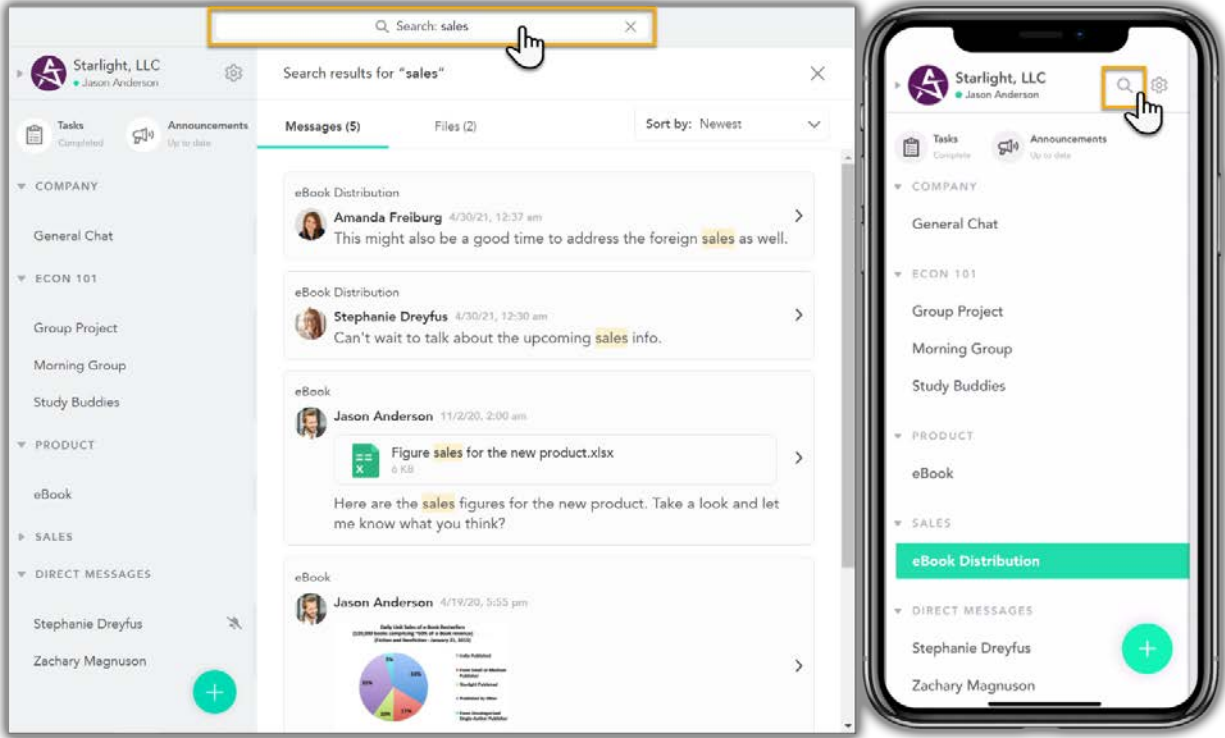
If you have ever thought to yourself, "I know what was said, but I cannot remember where or when" than this is the feature you have been waiting for! Pronto is pleased to introduce Search on web, iOS, and Android!

While this feature may not seem complex, it has been over a year in the making as we have catalogued every message and every file to create an intuitive and fast response that will allow you to jump right to the moment in time when a message was shared.

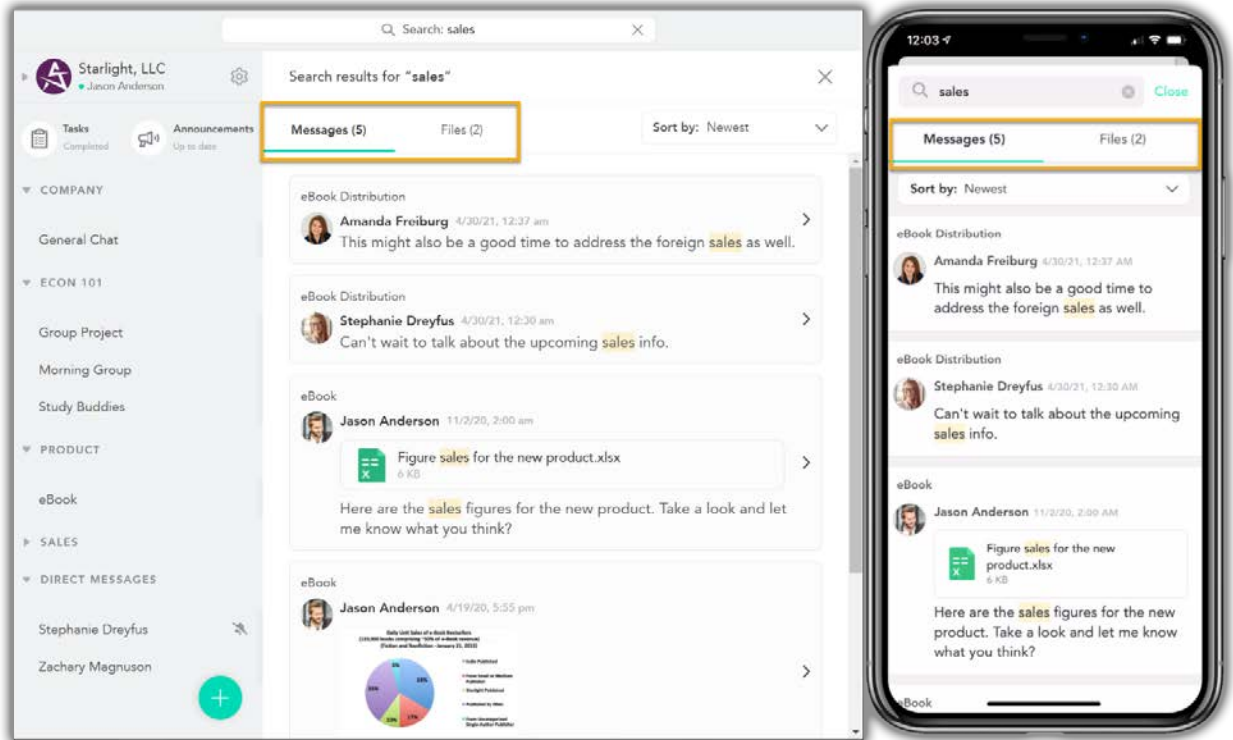
SEARCHING IN PRONTO

Pronto's Search field allows you to quickly find text within your group panels. On the web app you will find it located at the top of the screen, and on a mobile device it will be a Search option located at the top of the Drawer panel.

The search field will also keep a keyword history: Five for the web app and 10 for a mobile device, so you can quickly return to common searches.

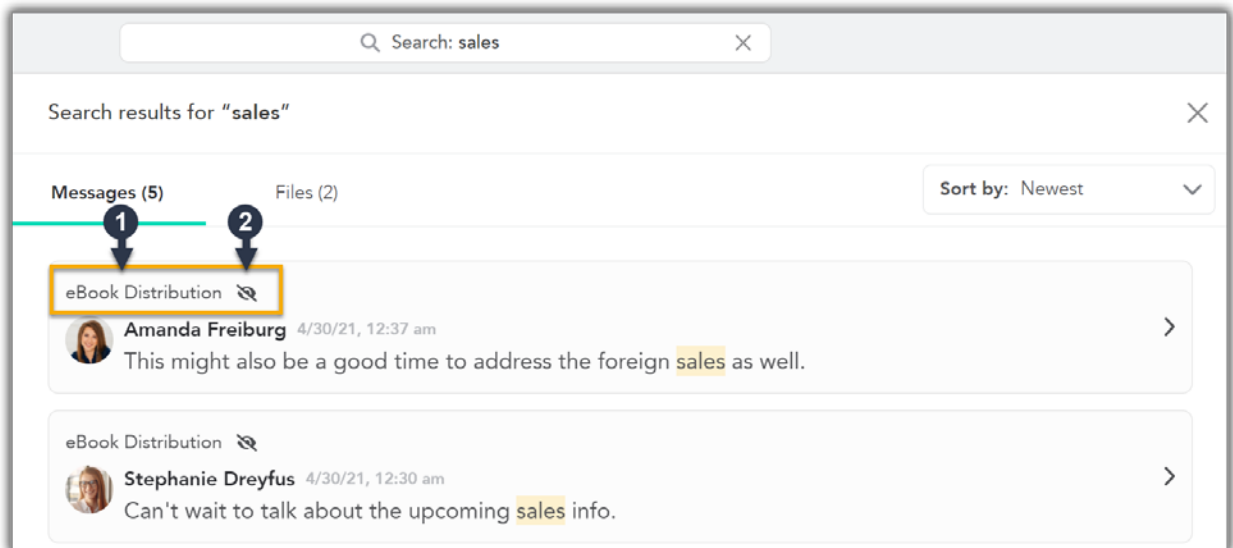


Once you have entered your text the Search panel will display all related search results in two panels: Messages and Files.



MESSAGES PANEL

The Messages panel will display posted message results based on your search. Each message will display the **(1) Group Name** that the message is a part of. If there is a **(2) Group Hidden icon** to the right, then that message is part of a hidden group.



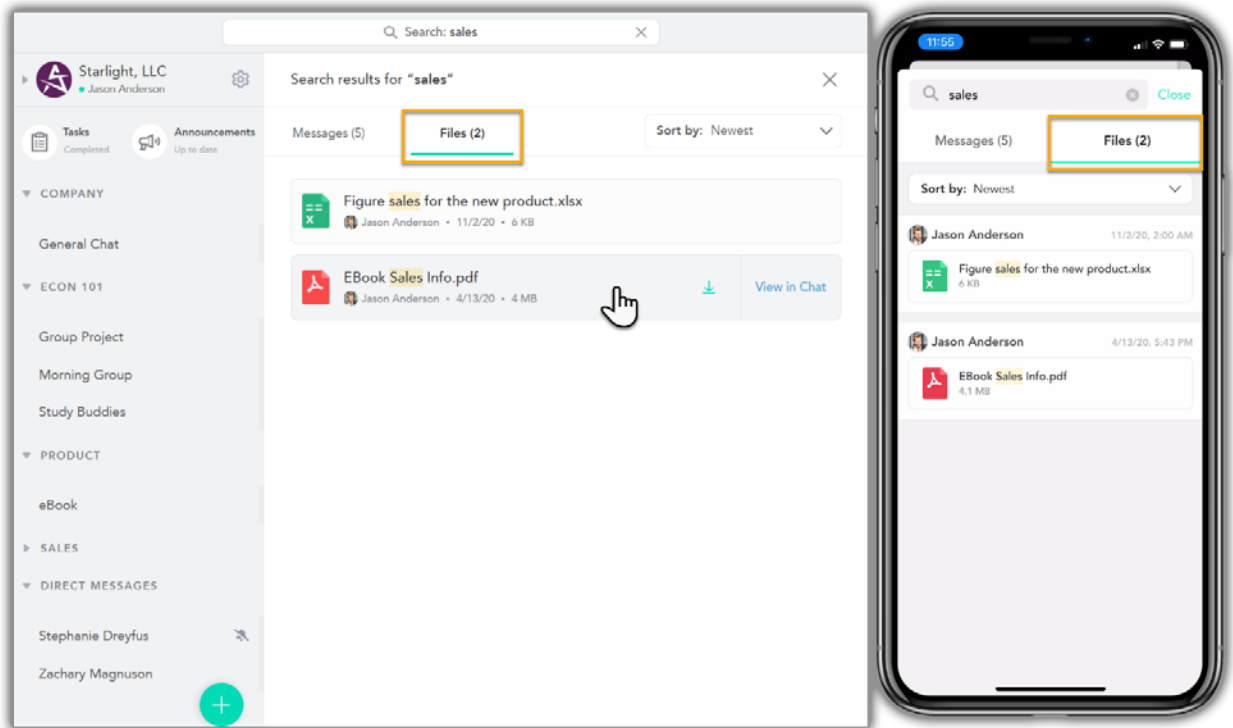
On the web app you can click the message and you will jump directly to the message post in the timeline allowing you all the normal chat options including message reactions and the ability to add a new message.

On a mobile device you can also tap on the message and you will also jump directly to the message post in the timeline. Here the Chat panel will look a bit different after jumping to a search result. You can use message reactions, such as emotes, forwarding, and replies, by tapping on a message and you can add a new message by tapping the Jump to Latest option which would return you to the regular Chat panel.

When jumping to a message that is part of a hidden group, that group will temporarily display on your groups list. Once you switch to another group it will disappear returning back to the hidden groups.

FILES PANEL

The Files panel will display all files that contain your searched text. By clicking or tapping on an item it will immediately download the file. On the web app that means it will be stored offline in your downloads folder and you can open and view its contents there. On a mobile device the file will automatically be downloaded and displayed immediately.



If you would prefer not to download or view the file but instead want to jump directly to the time in the Chat panel when it was uploaded you can do that.

On the web app you can click the View in Chat option and you will jump directly to the message post in the timeline allowing you all the normal chat options including message reactions and the ability to add a new message.

On a mobile device you can tap on the heading of the result and you will also jump directly to the message post in the timeline. Here, the Chat panel will look a bit different after jumping to a search result. You can use message reactions, such as emotes, forwarding, and replies, by tapping on a message

and you can add a new message by tapping the Jump to Latest option which would return you to the regular Chat panel.